

FPL-PX

Compression coupling for PEX-pipes



TA

Expert System Components

ENGINEERING ADVANTAGE

High-performing and flexible compression coupling for PEX pipes in heating, cooling and tap water systems. Available in a comprehensive Dy range of 12-63 mm – enabling faster installation – as well as a wide range of sizes.

> **Comprehensive range**

For optimum flexibility and faster installation, the FPL-PX is available in a Dy range of 12-63 mm.

> **Cut cone**

For straightforward installation.

> **AMETAL® construction**

Dezincification-resistant alloy that guarantees a longer coupling lifetime, and lowers the risk of leakage.



> Technical description

Applications:

Heating and cooling systems.
Tapwater systems.
Process systems where the media does not affect the incoming material.

Function:

FPL-PX compression coupling for PEX pipes.

Dimensions:

Dy 12-63 mm

Pressure class:

PN 6 / PN 10 or the pipe pressure.

Temperature:

Max. working temperature: 95°C or the pipe pressure.

Material:

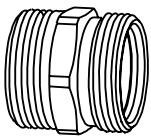
Parts which are subject to water contact: AMETAL®
Allen screws and lockring: Stainless steel
O-rings (40-63 mm): EPDM rubber

AMETAL® is the dezincification resistant alloy of TA.

Surface treatment:

Delivered as non-plated (yellow) or surface treated (chrome / nickle plated). See each product table.

> Possible combinations for FPL-PX



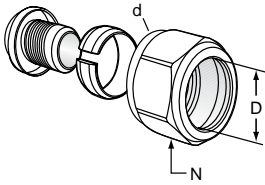
Body with thread (d)	can be adapted to fit pipe from
G1/2	12, 14, 15 mm
G3/4	12, 15, 16, 17, 18, 20, 22 mm
M22x1,5	12, 14, 15, 16, 17, 18, 20 mm
M28x1,5	15, 16, 18, 20, 22 mm
M34x1,5	16, 18, 20, 22, 25, 28 mm
M42x2,0	22, 25, 28, 32, 40 mm
M50x2,0	50 mm
M65x2,0	63 mm

Wall thickness for the pipe - see each product tabel for connetion set FPL-PX.

NOTE: The FPL-bodies are suitable for FPL, FPL-PX and FPL-MT couplings.

Components in the FPL-PX system are NOT compatible with components of different make.

G1/2



Connection set FPL-PX

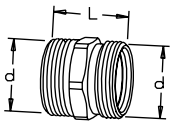
Chrome plated

Article No	EAN	d	L ¹	For PEX-pipe D	N
53 644-212	7318793966605	G1/2	13	12x1,7	24
53 644-312	7318792949906	G1/2	13	12x2,0	24
53 644-315	7318792950100	G1/2	16	15x2,5	24

1) Over all length.

TA 351 Coupling

Chrome plated

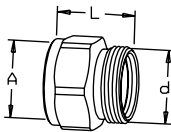


Article No	EAN	d	L
53 351-515	7318793634801	G1/2	29
53 351-501	7318793634702	G3/8xG1/2	25

TA 356 Straight

Female

Chrome plated

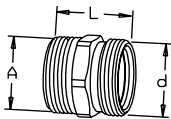


Article No	EAN	Axd	L
53 356-510	7318793636706	G3/8xG1/2	25
53 356-515	7318793636904	G1/2xG1/2	27

TA 358 Straight

Male

Chrome plated

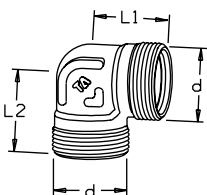


Article No	EAN	Axd	L
53 358-510	7318793637604	R3/8xG1/2	28
53 338-515	7318793949004	R1/2xG1/2	36
53 358-501 ²	7318793637307	G1/2xG1/2	32

2) Connection body with flange.

TA 361 Elbow

Chrome plated

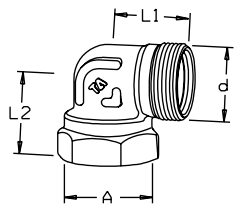


Article No	EAN	d	L1	L2
53 361-515	7318793637901	G1/2	22	22

TA 363 Elbow

Female

Chrome plated

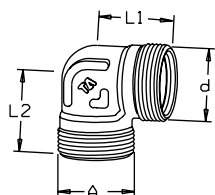


Article No	EAN	Axd	L1	L2
53 363-515	7318793638403	G1/2xG1/2	22	24

TA 354 Elbow

Male

Chrome plated



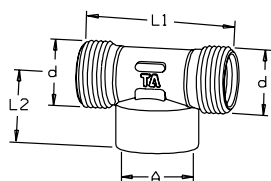
Article No	EAN	Axd	L1	L2
53 354-510 ²	7318793635907	G3/8xG1/2	25	23
53 334-515	7318793970404	R1/2xG1/2	22	29
53 354-501 ²	7318793636003	G1/2xG1/2	25	26

2) Connection body with flange.

TA 362 Tee

Female

Chrome plated

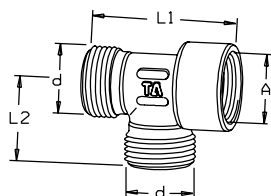


Article No	EAN	dxA	L1	L2
53 362-515	7318793638106	G1/2xG1/2	48	22

TA 362 Tee

Female

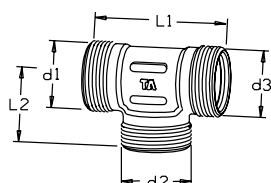
Chrome plated



Article No	EAN	dxdxA	L1	L2
53 362-501	7318793638007	G1/2xG1/2xG1/2	44	24

TA 352 Tee

Chrome plated



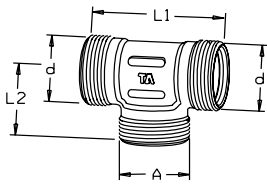
Article No	EAN	d1xd2xd3	L1	L2
53 352-502	7318793635204	G1/2xG3/8xG3/8	48	23
53 352-501	7318793635105	G1/2xG3/8xG1/2	50	23
53 352-515	7318793635501	G1/2	44	22

R = Male conical thread.

TA 352 Tee

Male

Chrome plated



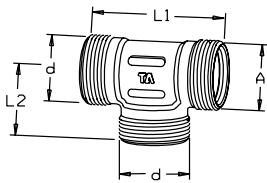
Article No	EAN	dxA	L1	L2
53 352-504 ²	7318793635402	G1/2xG1/2xG1/2	50	26

2) Connection body with flange.

TA 352 Tee

Male

Chrome plated



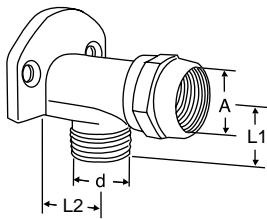
Article No	EAN	dxdxA	L1	L2
53 352-503 ²	7318793635303	G1/2xG1/2xG1/2	51	25

2) Connection body with flange.

TA 367 Elbow with wall plate

Female

Chrome plated

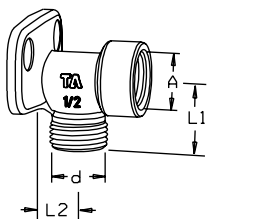


Article No	EAN	Axd	L1	L2
53 367-515	7318793638502	G1/2xG1/2	23	19

TA 368 Elbow with wall plate

Female

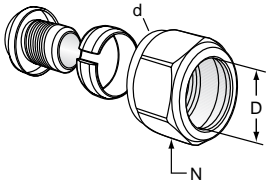
Chrome plated



Article No	EAN	Axd	L1	L2
53 368-515	7318793638601	G1/2xG1/2	26	19

R = Male conical thread.

G3/4



Connection set FPL-PX

Non-plated (yellow)

Article No	EAN	d	L ¹	For PEX-pipe D	N
53 641-812	7318793966506	G3/4	12	12x1,7	30
53 641-312	7318792945304	G3/4	12	12x2,0	30
53 641-415	7318793647009	G3/4	14	15x2,5	30
53 641-316	7318792945601	G3/4	14	16x2,0	30
53 641-317	7318792945700	G3/4	18	17x2,0	30
53 641-618	7318793713407	G3/4	16	18x2,5	30
53 641-320	7318792945908	G3/4	16	20x2,3	30
53 641-420	7318792946004	G3/4	16	20x2,0	30
53 641-422	7318793647108	G3/4	16	22x3,0	30

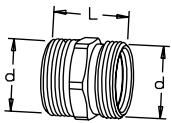
Nickel plated

Article No	EAN	d	L ¹	For PEX-pipe D	N
53 641-616	7318792946301	G3/4	14	16x2,2	30

1) Over all length.

TA 351 Coupling

Non-plated (yellow)

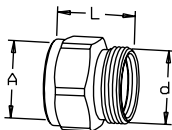


Article No	EAN	d	L
53 351-618	7318793712608	G3/4	31

TA 356 Straight

Female

Non-plated (yellow)

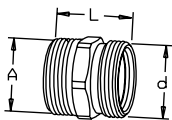


Article No	EAN	Axd	L
53 356-318	7318793734907	G1/2xG3/4	27

TA 358 Straight

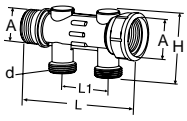
Male

Non-plated (yellow)



Article No	EAN	Axd	L
53 358-318	7318793736109	R1/2xG3/4	34
53 351-618	7318793712608	G3/4xG3/4	31

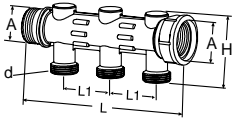
R = Male conical thread.



2-way distributor

Non-plated (yellow)

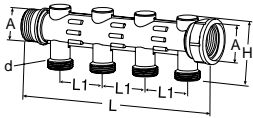
Article No	EAN	A	d	L	L1	H
50 222-100	7318793584106	G1	G3/4	123	50	62



3-way distributor

Non-plated (yellow)

Article No	EAN	A	d	L	L1	H
50 223-100	7318793584205	G1	G3/4	173	50	62

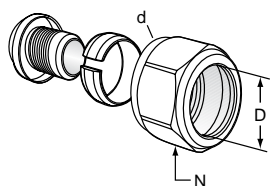


4-way distributor

Non-plated (yellow)

Article No	EAN	A	d	L	L1	H
50 224-100	7318793584304	G1	G3/4	223	50	62

M22x1.5



Connection set FPL-PX

Non-plated (yellow)

Article No	EAN	d	L ¹	For PEX-pipe D	N
53 642-012	7318792946806	M22x1,5	13	12x1,1	25
53 643-212	7318793966704	M22x1,5	13	12x1,7	25
53 643-312	7318792947605	M22x1,5	13	12x2,0	25
53 643-314	7318792947704	M22x1,5	14	14x2,0	25
53 643-315	7318792947803	M22x1,5	16	15x2,5	25
53 642-016	7318792946905	M22x1,5	14	16x1,5	25
53 643-016	7318792947407	M22x1,5	14	16x2,0	25
53 643-316	7318792947902	M22x1,5	14	16x2,2	25
53 643-317	7318792948008	M22x1,5	18	17x2,0	30
53 643-018	7318793654601	M22x1,5	23	18x2,5	30

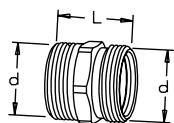
Nickel plated

Article No	EAN	d	L ¹	For PEX-pipe D	N
53 642-112	7318792947001	M22x1,5	13	12x1,1	25
53 643-412	7318792948206	M22x1,5	13	12x2,0	25
53 643-414	7318792948305	M22x1,5	14	14x2,0	25
53 643-415	7318792948404	M22x1,5	16	15x2,5	25
53 642-116	7318792947100	M22x1,5	14	16x1,5	25
53 643-116	7318792947506	M22x1,5	14	16x2,0	25
53 643-416	7318792948503	M22x1,5	14	16x2,2	25
53 643-417	7318792948602	M22x1,5	18	17x2,0	25
53 643-418	7318792948701	M22x1,5	23	18x2,5	25
53 643-420	7318792948800	M22x1,5	16	20x2,0	30
53 643-520	7318792949005	M22x1,5	16	20x2,3	30
53 643-820	7318792949401	M22x1,5	16	20x2,8	30

1) Over all length.

TA 351 Coupling

Non-plated (yellow)



Article No	EAN	d	L
53 351-316	7318793630001	M22x1,5	25

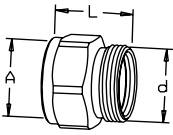
Nickel plated

Article No	EAN	d	L
53 351-416	7318793630100	M22x1,5	25

TA 356 Straight

Female

Non-plated (yellow)



Article No	EAN	d	L
53 356-415	7318793630506	G1/2xM22x1,5	26

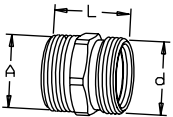
Nickel plated

Article No	EAN	A x d	L
53 356-411	7318793636508	G3/8 x M22x1,5	21
53 356-416	7318793636607	G1/2 x M22x1,5	26

TA 358 Straight

Male

Non-plated (yellow)



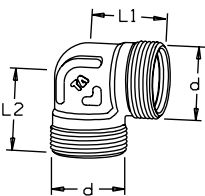
Article No	EAN	A x d	L
53 358-415	7318793630704	R1/2 x M22x1,5	30

Nickel plated

Article No	EAN	A x d	L
53 358-411	7318793637406	R3/8 x M22x1,5	28
53 358-416	7318793637505	R1/2 x M22x1,5	30

TA 361 Elbow

Non-plated (yellow)



Article No	EAN	d	L1	L2
53 361-316	7318793630803	M22x1,5	22	22

Nickel plated

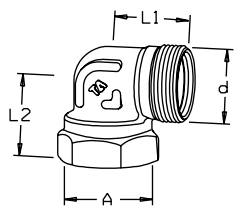
Article No	EAN	d	L1	L2
53 361-416	7318793630902	M22x1,5	22	22

R = Male conical thread.

TA 363 Elbow

Female

Non-plated (yellow)



Article No	EAN	A x d	L1	L2
53 363-415	7318793631503	G1/2 x M22x1,5	22	24

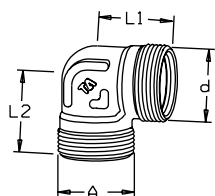
Nickel plated

Article No	EAN	A x d	L1	L2
53 363-416	7318793638205	G1/2 x M22x1,5	22	24

TA 354 Elbow

Male

Non-plated (yellow)



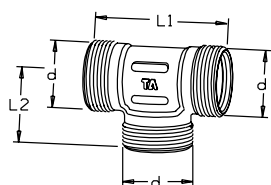
Article No	EAN	A x d	L1	L2
53 354-415	7318793630308	R1/2 x M22x1,5	22	24

Nickel plated

Article No	EAN	A x d	L1	L2
53 354-416	7318793635600	R1/2 x M22x1,5	22	24

TA 352 Tee

Non-plated (yellow)



Article No	EAN	d	L1	L2
53 352-316	7318793630209	M22x1,5	43	22

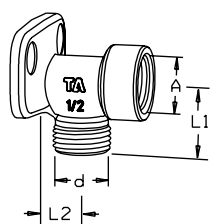
Nickel plated

Article No	EAN	d	L1	L2
53 352-416	7318793634900	M22x1,5	43	22

TA 368 Elbow with wall plate

Female

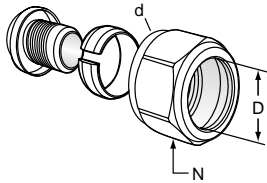
Chrome plated



Article No	EAN	A x d	L1	L2
53 368-417	7318793632005	G1/2 x M22x1,5	27	19

R = Male conical thread.

M28x1.5

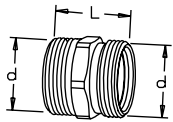


Connection set FPL-PX

Non-plated (yellow)

Article No	EAN	d	L ¹	For PEX-pipe D	N
53 644-615	7318792950407	M28x1,5	13	15x2,5	32
53 643-616	7318792949104	M28x1,5	13	16x2,2	32
53 644-618	7318792950506	M28x1,5	13	18x2,5	32
53 644-620	7318792950605	M28x1,5	15	20x2,0	32
53 642-620	7318792947308	M28x1,5	16	20x2,3	32
53 643-620	7318792949203	M28x1,5	16	20x2,8	32
53 644-622	7318792950704	M28x1,5	16	22x3,0	32

1) Over all length.



TA 351 Coupling

Non-plated (yellow)

Article No	EAN	d	L
53 351-622	7318793712707	M28x1,5	28

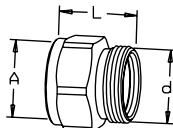
Chrome plated

Article No	EAN	d	L
53 351-822	7318793717405	M28x1,5	28

TA 356 Straight

Female

Non-plated (yellow)



Article No	EAN	A x d	L
53 356-610	7318793734808	G3/8 x M28x1,5	24
53 356-615	7318793719409	G1/2 x M28x1,5	27
53 356-620	7318793719508	G3/4 x M28x1,5	29

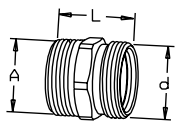
Chrome plated

Article No	EAN	A x d	L
53 356-820	7318793719904	G3/4 x M28x1,5	29

TA 358 Straight

Male

Non-plated (yellow)



Article No	EAN	A x d	L
53 358-615	7318793720405	R1/2 x M28x1,5	31
53 358-620	7318793720504	R3/4 x M28x1,5	32

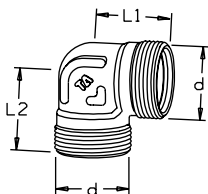
Chrome plated

Article No	EAN	A x d	L
53 358-715*	7318793720603	R1/2 x M28x1,5	31
53 358-820	7318793720900	R3/4 x M28x1,5	32

*) Nickel plated

TA 361 Elbow

Non-plated (yellow)



Article No	EAN	d	L1	L2
53 361-622	7318793721600	M28x1,5	28	28

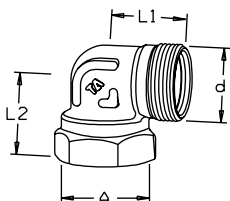
Chrome plated

Article No	EAN	d	L1	L2
53 361-822	7318793722003	M28x1,5	28	28

TA 363 Elbow

Female

Non-plated (yellow)



Article No	EAN	A x d	L1	L2
53 363-615	7318793722409	G1/2 x M28x1,5	30	30
53 363-620	7318793722300	G3/4 x M28x1,5	30	30

Chrome plated

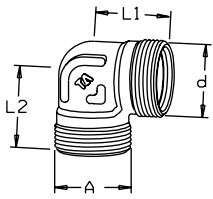
Article No	EAN	A x d	L1	L2
53 363-820	7318793722805	G3/4 x M28x1,5	30	30

R = Male conical thread.

TA 354 Elbow

Male

Non-plated (yellow)



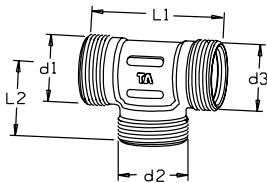
Article No	EAN	A x d	L1	L2
53 354-615	7318793718709	R1/2 x M28x1,5	30	30
53 334-620	7318793970602	R3/4 x M28x1,5	28	36

Chrome plated

Article No	EAN	A x d	L1	L2
53 334-820	7318793970701	R3/4 x M28x1,5	28	36

TA 352 Tee

Non-plated (yellow)



Article No	EAN	d1 x d2 x d3	L1	L2
53 352-622	7318793717603	M28x1,5	55	28
53 352-601	7318793718402	M28x1,5 x G1/2 x M28x1,5	60	30
53 352-602	7318793718501	M28x1,5 x G1/2 x G1/2	60	30

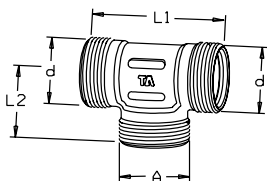
Chrome plated

Article No	EAN	d1 x d2 x d3	L1	L2
53 352-822	7318793718105	M28x1,5	55	28

TA 352 Tee

Male

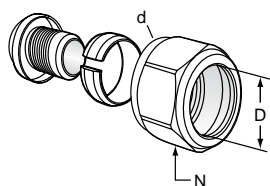
Non-plated (yellow)



Article No	EAN	d x A	L1	L2
53 352-615	7318793718303	M28x1,5 x R1/2	60	30

R = Male conical thread.

M34x1.5



Connection set FPL-PX

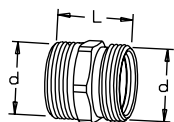
Non-plated (yellow)

Article No	EAN	d	L ¹	For PEX-pipe D	N
53 644-916	7318792950902	M34x1,5	12	16x2,2	38
53 644-918	7318792951008	M34x1,5	14	18x2,5	38
53 644-920	7318792951107	M34x1,5	14	20x2,8	38
53 644-922	7318792951206	M34x1,5	13	22x3,0	38
53 644-625	7318792950803	M34x1,5	16	25x2,3	38
53 644-925	7318792951305	M34x1,5	16	25x3,5	38
53 644-928	7318792951404	M34x1,5	20	28x4,0	38

1) Over all length.

TA 351 Coupling

Non-plated (yellow)

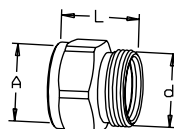


Article No	EAN	d	L
53 351-928	7318793712806	M34x1,5	29

TA 356 Straight

Female

Non-plated (yellow)

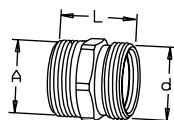


Article No	EAN	A x d	L
53 356-920	7318793720108	G3/4 x M34x1,5	32
53 356-925	7318793720306	G1 x M34x1,5	34

TA 358 Straight

Male

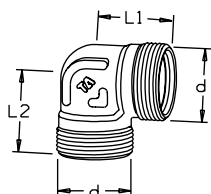
Non-plated (yellow)



Article No	EAN	A x d	L
53 358-920	7318793721006	R3/4 x M34x1,5	33
53 358-925	7318793721105	R1 x M34x1,5	36

TA 361 Elbow

Non-plated (yellow)



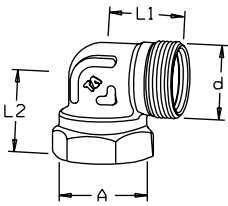
Article No	EAN	d	L1	L2
53 361-928	7318793721709	M34x1,5	31	31

R = Male conical thread.

TA 363 Elbow

Female

Non-plated (yellow)

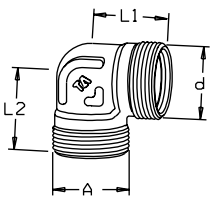


Article No	EAN	A x d	L1	L2
53 363-925	7318793722508	G1 x M34x1,5	33	33

TA 354 Elbow

Male

Non-plated (yellow)



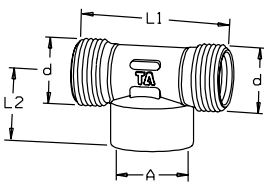
Article No	EAN	A x d	L1	L2
53 354-920 ⁴	7318793719300	G3/4 x M34x1,5	31	32
53 334-925	7318793970800	R1 x M34x1,5	31	33

4) Short thread

TA 362 Tee

Female

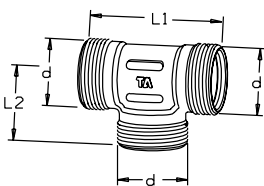
Non-plated (yellow)



Article No	EAN	A x d	L1	L2
53 362-920	7318793722201	M34x1,5 x G3/4	70	35

TA 352 Tee

Non-plated (yellow)

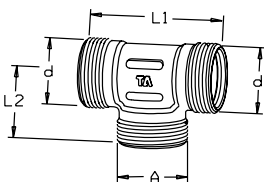


Article No	EAN	d	L1	L2
53 352-928	7318793717801	M34x1,5	61	31

TA 352 Tee

Male

Non-plated (yellow)

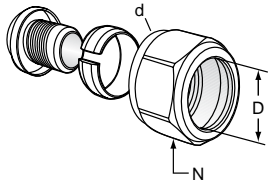


Article No	EAN	d x A	L1	L2
53 352-920 ⁴	7318793736703	M34x1,5 x G3/4	70	35

4) Short thread

R = Male conical thread.

M42x2.0



Connection set FPL-PX

Non-plated (yellow)

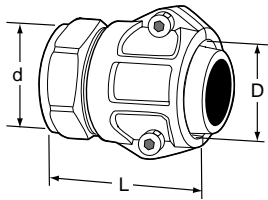
Article No	EAN	d	L ¹	For PEX-pipe D	N
53 643-922	7318792949500	M42x2,0	14	22x3,0	47
53 643-625	7318792949302	M42x2,0	16	25x2,3	47
53 643-925	7318792949609	M42x2,0	16	25x3,5	47
53 643-928	7318792949708	M42x2,0	14	28x4,0	47
53 643-932	7318792949807	M42x2,0	17	32x2,9/3,0	47
53 644-932	7318792951503	M42x2,0	17	32x4,4	47

1) Over all length.

Connection coupling FPL-PX

With swivelling nut

Non-plated (yellow)

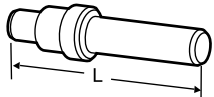


Article No	EAN	d	L ¹	For PEX-pipe D
53 500-040	7318792913600	M42x2,0	65	40x3,7
53 500-340	7318792913907	M42x2,0	65	40x5,5

1) Over all length.

Connection assembly

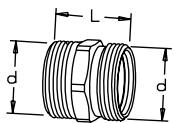
Connection coupling FPL-PX



Article No	EAN	Dim	L
53 599-001	7318792921803	40	100

TA 351 Coupling

Non-plated (yellow)

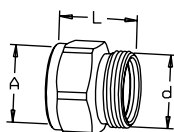


Article No	EAN	d	L
53 351-035	7318793712905	M42x2,0	36

TA 356 Straight

Female

Non-plated (yellow)

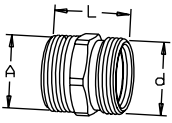


Article No	EAN	A x d	L
53 356-025	7318793734402	G1 x M42x2,0	38
53 356-032	7318793734501	G1 1/4 x M42x2,0	39

TA 358 Straight

Male

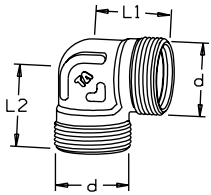
Non-plated (yellow)



Article No	EAN	A x d	L
53 358-020	7318793735508	R3/4 x M42x2,0	38
53 358-025	7318793735607	R1 x M42x2,0	40
53 358-032	7318793735706	R1 1/4 x M42x2,0	42

TA 361 Elbow

Non-plated (yellow)

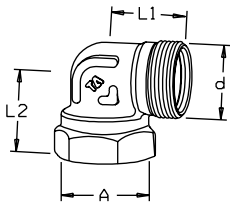


Article No	EAN	d	L1	L2
53 361-035	7318793736307	M42x2,0	44	44

TA 363 Elbow

Female

Non-plated (yellow)

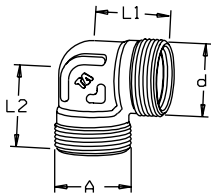


Article No	EAN	A x d	L1	L2
53 363-032	7318793737007	G1 1/4 x M42x2,0	44	44

TA 354 Elbow

Male

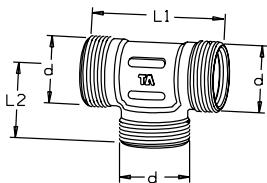
Non-plated (yellow)



Article No	EAN	A x d	L1	L2
53 354-032	7318793733702	R1 1/4 x M42x2,0	44	44

TA 352 Tee

Non-plated (yellow)

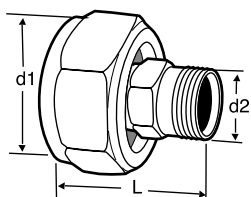


Article No	EAN	d	L1	L2
53 352-035	7318793732804	M42x2,0	88	44

Reducer

With swivelling nut

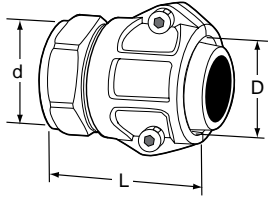
Non-plated (yellow)



Article No	EAN	d1	d2	L
53 566-002	7318792921308	M42x2,0	M22x1,5	36
53 566-005	7318792921605	M42x2,0	M28x1,5	53

R = Male conical thread.

M50x2.0



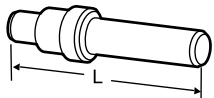
Connection coupling FPL-PX

With swivelling nut

Non-plated (yellow)

Article No	EAN	d	L ¹	For PEX-pipe D
53 500-050	7318792913709	M50x2,0	67	50x4,6
53 500-350	7318792914003	M50x2,0	67	50x6,9

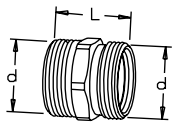
1) Over all length.



Connection assembly

Connection coupling FPL-PX

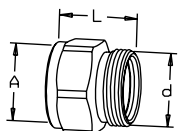
Article No	EAN	Dim	L
53 599-002	7318792921902	50-63	100



TA 351 Coupling

Non-plated (yellow)

Article No	EAN	d	L
53 351-042	7318793713001	M50x2,0	40

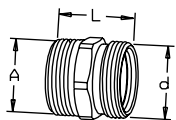


TA 356 Straight

Female

Non-plated (yellow)

Article No	EAN	A x d	L
53 356-040	7318793734600	G1 1/2 x M50x2,0	41



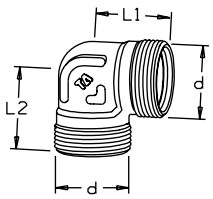
TA 358 Straight

Male

Non-plated (yellow)

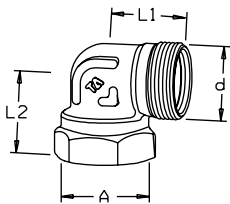
Article No	EAN	A x d	L
53 358-132	7318793735805	R1 1/4 x M50x2,0	45
53 358-040	7318793735904	R1 1/2 x M50x2,0	45

R = Male conical thread.



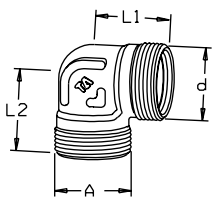
TA 361 Elbow
Non-plated (yellow)

Article No	EAN	d	L1	L2
53 361-042	7318793736406	M50x2,0	50	50



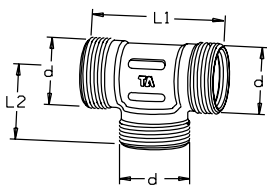
TA 363 Elbow
Female
Non-plated (yellow)

Article No	EAN	A x d	L1	L2
53 363-040	7318793737106	G1 1/2 x M50x2,0	50	50



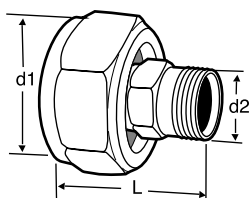
TA 354 Elbow
Male
Non-plated (yellow)

Article No	EAN	A x d	L1	L2
53 354-040	7318793733603	R1 1/2 x M50x2,0	50	50



TA 352 Tee
Non-plated (yellow)

Article No	EAN	d	L1	L2
53 352-042	7318793732903	M50x2,0	100	50

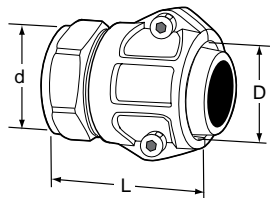


Reducer
With swivelling nut
Non-plated (yellow)

Article No	EAN	d1	d2	L
53 566-003	7318792921407	M50x2,0	M42x2,0	36

R = Male conical thread.

M65x2.0



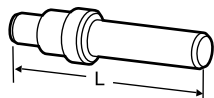
Connection coupling FPL-PX

With swivelling nut

Non-plated (yellow)

Article No	EAN	d	L ¹	For PEX-pipe D
53 500-063	7318792913808	M65x2,0	67	63x5,8
53 500-363	7318792914102	M65x2,0	67	63x8,7

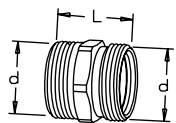
1) Over all length.



Connection assembly

Connection coupling FPL-PX

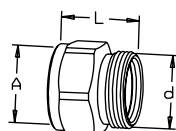
Article No	EAN	Dim	L
53 599-002	7318792921902	50-63	100



TA 351 Coupling

Non-plated (yellow)

Article No	EAN	d	L
53 351-054	7318793713100	M65x2,0	48

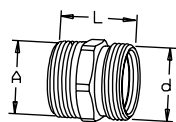


TA 356 Straight

Female

Non-plated (yellow)

Article No	EAN	A x d	L
53 356-050	7318793734709	G2 x M65x2,0	49



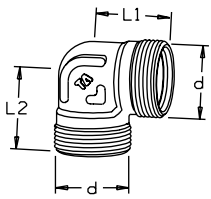
TA 358 Straight

Male

Non-plated (yellow)

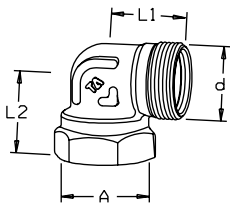
Article No	EAN	A x d	L
53 358-050	7318793736000	R2 x M65x2,0	53

R = Male conical thread.



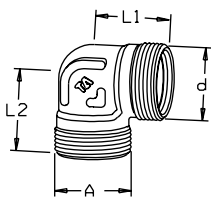
TA 361 Elbow
Non-plated (yellow)

Article No	EAN	d	L1	L2
53 361-054	7318793736604	M65x2,0	62	62



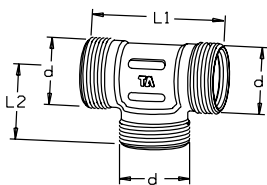
TA 363 Elbow
Female
Non-plated (yellow)

Article No	EAN	A x d	L1	L2
53 363-050	7318793737205	G2 x M65x2,0	62	62



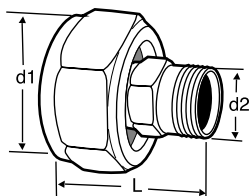
TA 354 Elbow
Male
Non-plated (yellow)

Article No	EAN	A x d	L1	L2
53 354-050	7318793733801	R2 x M65x2,0	62	62



TA 352 Tee
Non-plated (yellow)

Article No	EAN	d	L1	L2
53 352-054	7318793733009	M65x2,0	124	62



Reducer
With swivelling nut
Non-plated (yellow)

Article No	EAN	d1	d2	L
53 566-004	7318792921506	M65x2,0	M50x2,0	37

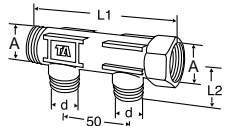
R = Male conical thread.

Distributors

TA 56 042, 2-way distributor

With swivelling nut

Non-plated (yellow)

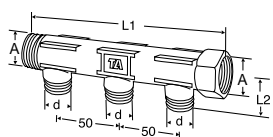


Article No	EAN	d	A	L1 ¹⁾	L2 ¹⁾
56 042-001	7318793259202	G1/2	G3/4	100	50

TA 56 043, 3-way distributor

With swivelling nut

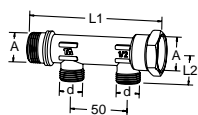
Non-plated (yellow)



Article No	EAN	d	A	L1 ¹⁾	L2 ¹⁾
56 043-001	7318793259400	G1/2	G3/4	150	50

TA 56 032, 2-way distributor

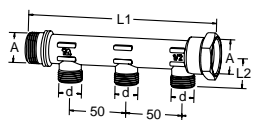
Non-plated (yellow)



Article No	EAN	d	A	L1 ¹⁾	L2 ¹⁾
56 032-001	7318793677303	G1/2	G3/4	117	27

TA 56 033, 3-way distributor

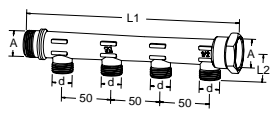
Non-plated (yellow)



Article No	EAN	d	A	L1 ¹⁾	L2 ¹⁾
56 033-001	7318793677808	G1/2	G3/4	167	27

TA 56 034, 4-way distributor

Non-plated (yellow)

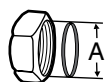


Article No	EAN	d	A	L1 ¹⁾	L2 ¹⁾
56 034-001	7318793678300	G1/2	G3/4	217	27

TA 56 000 Cap

Incl. flat gasket for the distributor

Non-plated (yellow)



Article No	EAN	A
56 000-020	7318793255204	G3/4

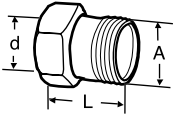
1) Over all length L refers to unassembled coupling.

▶ Transition nipples

TA 339 Transition nipple, With swivelling nut

Male

Non-plated (yellow)



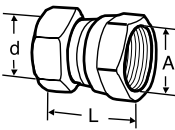
Article No	EAN	dxA	L ¹
53 339-715**	7318793706508	M28x1,5 x R1/2	35
53 339-620	7318793706409	M28x1,5 x R3/4	37

**) Nickel plated

TA 348 Transition nipple, With swivelling nut

Female

Non-plated (yellow)




Article No	EAN	dxA	L ¹
53 348-620	7318793707307	M34x1,5 x G3/4	30
53 348-625	7318793707406	M34x1,5 x G1	42
53 348-925	7318793707505	M42x2,0 x G1	35
53 348-932	7318793707604	M42x2,0 x G1 1/4	49

Nickel plated

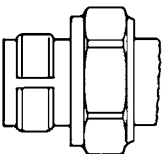
Article No	EAN	dxA	L ¹
53 348-415	7318793707109	M28x1,5 x G1/2	30
53 348-420	7318793707208	M28x1,5 x G3/4	32

R = Male conical thread. 1) Over all length L refers to unassembled coupling.

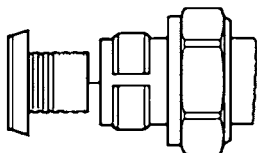
▶ Instruction FPL-PX 12-32 mm



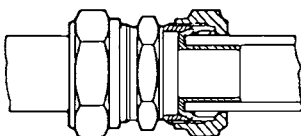
1. Cut the pipe straight across and remove all irregularities.



2. Thread the thrust nut and the cone over the end of the pipe.



3. Push the support bush into the pipe. Use a rubber mallet if needed. It is important that the bush goes in all the way.



4. Connect the support bush to the connection body and tighten the thrust nut, finger tight. Use a spanner to tighten the nut all the way until you feel a considerable difference in torque, i.e. this means that the clamp inserts are completely together.

No of turns:

- 12-25 mm: 1,5 - 2 turns
- 28 mm, M34x1,5: 3 turns
- 28 mm, M42x2,0: 2,25 turns
- 32 mm, M42x2,0: 1,5 turns

Components in the FPL-PX system are NOT compatible with components of different make.

> Instruction FPL-PX 40-63 mm




1. Cut the pipe square.



2. Bevel and taper the pipe and take away outside flash.



3. Hit the cage into the pipe with a mandrel, 53 599-001 (40 mm), 53 599-002 (50-63 mm), until the end of the pipe reaches the clamp ring (A).



4. Put in the clamps so that the flange of the nut fits into the trace of the clamp (B).



5. Tighten the clamps with the Allen screws, insex WG=6 (40 mm) WG=10 (50-63 mm), so that the halves are lying tight to each other and checking that it is possible to turn the nut (C).

6. Connect to required coupling.

Components in the FPL-PX system are NOT compatible with components of different make.

The products, texts, photographs, graphics and diagrams in this document may be subject to alteration by TA Hydraulics without prior notice or reasons being given.

For the most up to date information about our products and specifications, please visit www.tahydraulics.com.

4-5-5 FPL-PX 03.2011